

GE
Security

ChallengerTM

Integrated Security Platform



The proven solution for
access control,
intrusion detection, and
video integration.



The Integrated Security Solution for your most challenging environments.

Access control

- A Population count.** Prevents access when a pre-determined limit of users is reached. Can trigger an output such as "Car Park Full" sign.
- B Out of hours access.** Increase security after business hours by requiring both an access card and a PIN code.
- C 24-hour access.** Manager has complete access to premises at all times.
- D Fingerprint scanning.** Optional biometric reader can be used to provide higher-security access control.
- E Anti-passback support.** Challenger can prevent entry (hard anti-passback) or allow entry whilst reporting the event (soft anti-passback).

- F Dual card entry.** Requires two different users to present their access cards in sequence to unlock high security areas.
- G Interlocking doors.** Requires one of the doors to be closed before the other can be opened.
- H Restricted access hours.** Contract workers' access can be limited to normal working hours.
- I Restricted access rights.** Workers' access can be limited to specific floors and doors.

Video surveillance

- A Event video recording.** Pan/Tilt/Zoom cameras can be triggered to automatically face entry points on presentation of an access card, or when an intrusion event is detected.
- B Event video tagging.** Challenger can command video surveillance systems to tag footage for faster identification and retrieval. For example, when a door is opened or an alarm occurs.

Input and output extension

- A Convenient wireless control.** Wireless remote can be used to open roller doors and other access points.
- B Personal protection and alarm.** Wireless panic pendants can signal duress conditions to Challenger and trigger an alarm.
- C Powerful macro logic.** Challenger system operation is highly-configurable via macro logic. For example, Challenger can automatically activate/de-activate lighting, air-conditioning and heating functions.

Intrusion detection

- A Forced door detection.** Challenger can generate an alarm if a door is forced open.
- B Remote alarm monitoring.** Central monitoring via onboard dialler to PSTN (phone line) or IP (Ethernet).
- C Flexible alarm delay.** Holding a door open too long or blocking it can trigger an alarm or activate a warning siren. Additional time to open doors can be granted to individual users.
- D Integrated intrusion and access.** Authorised users can use the same access card to open a door, arm or disarm an area, or the whole building.

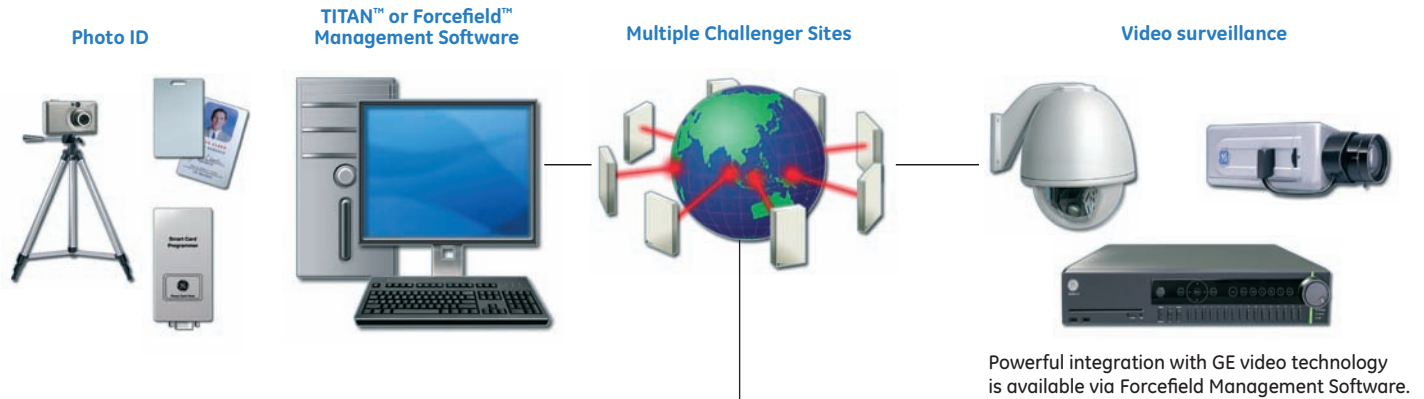
System management

- A Remote system access.** Authorised command and control of the Challenger system from PC software with graphical map display.
- B Administration support.** HR/payroll can export employee time and attendance information from the system.
- C Visitor management.** Receptionist can issue temporary access cards with programmable expiry time and date.



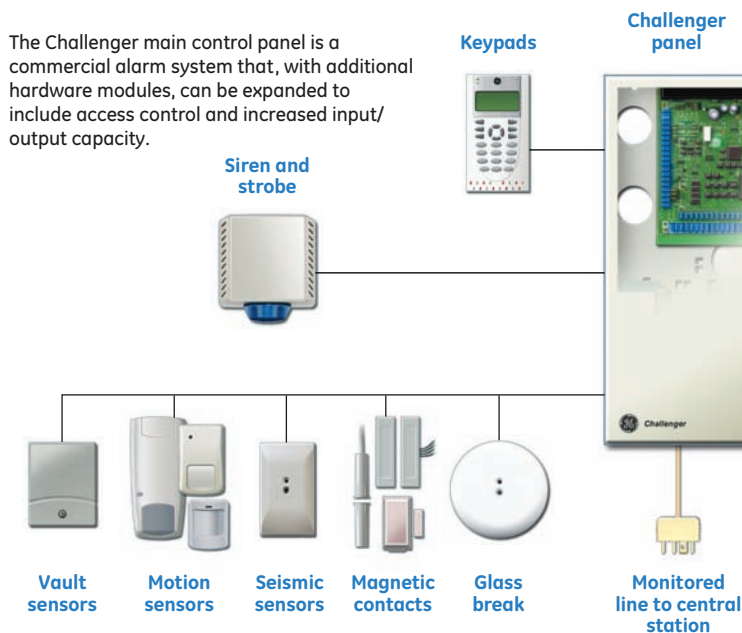
Reliable, Scalable, Adaptable, Trusted.

System management



Intrusion detection

The Challenger main control panel is a commercial alarm system that, with additional hardware modules, can be expanded to include access control and increased input/output capacity.

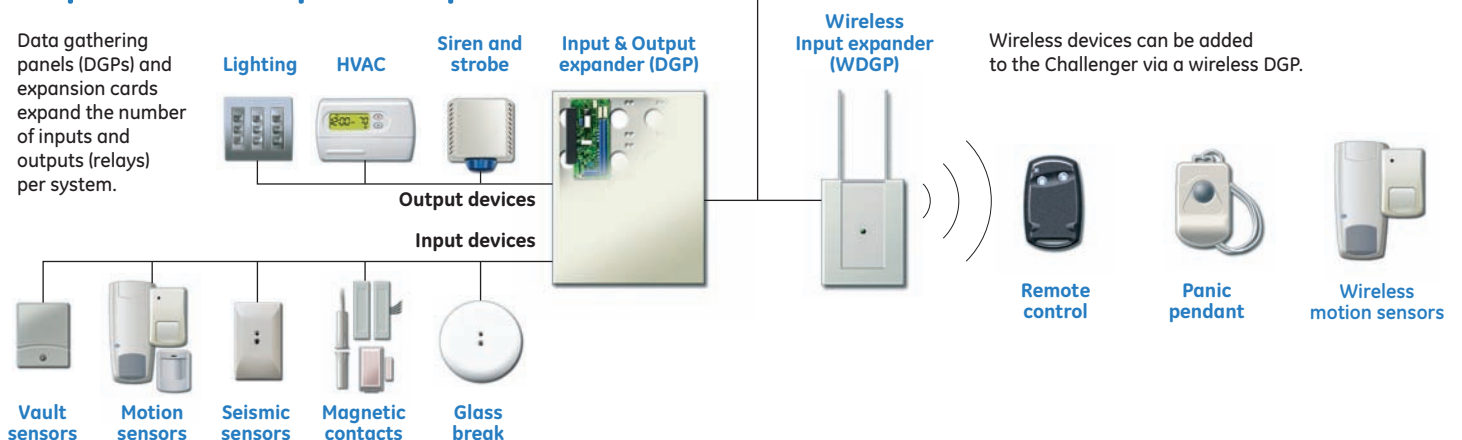


Access control



Input & Output expansion

Data gathering panels (DGPs) and expansion cards expand the number of inputs and outputs (relays) per system.





Australian Distributor

Head Office

NSW
Riverwood
10-12 Wiggs Rd
Riverwood NSW 2210
Ph: (02) 9717 5222
Fax: (02) 9717 5221
Service: 1800 252 213

NSW
Chatswood
23/376-380
Eastern Valley Way
Chatswood NSW 2067
Ph: (02) 8467 1467
Fax: (02) 8467 1499

NSW
Granville
12 Wentworth St
Granville NSW 2142
Ph: (02) 9897 7722
Fax: (02) 9897 9477

NSW
Rosebery
Unit 4, 39 -47
Mentmore Ave
Rosebery NSW 2018
Ph: (02) 9698 9698
Fax: (02) 9319 1379

ACT
Fyshwick
Unit 1, 43 Collie St
Fyshwick ACT 2609
Ph: (02) 6280 9630
Fax: (02) 6280 9632

QLD
Bowen Hills
4/276 Abbotsford Rd
Bowen Hills QLD 4006
Ph: (07) 3252 5512
Fax: (07) 3252 5531

QLD
Ashmore
7/179-181
Currumburra Rd
Ashmore QLD 4214
Ph: (07) 5597 7203
Fax: (07) 5597 3900

SA
Torrensvile
Unit 2, 107-109
Hayward Ave
Torrensvile SA 5031
Ph: (08) 8150 9400
Fax: (08) 8150 9499

WA
Balcatta
Unit 4, 12 Abrams St
Balcatta WA 6021
Ph: (08) 9241 3100
Fax: (08) 9240 4313

VIC
Coburg
Factory 5, 51 Moreland Rd
Coburg VIC 3058
Ph: (03) 9383 2066
Fax: (03) 9383 2173

VIC
Rowville
1/16 Viewtech Pl
Rowville VIC 3178
Ph: (03) 9755 6922
Fax: (03) 9755 7311

TAS
Hobart
11-17 Pearl St
Derwent Park TAS 7009
Ph: (03) 6272 0211
Fax: (03) 6272 9135



New Zealand Distributor

Auckland
Unit 1, 30 Greenpark Rd
Penrose Auckland
Ph: (09) 525 8007
Fax: (09) 525 8009

Christchurch
Unit 5, 235 Waltham Rd
Sydenham Christchurch
Ph: (03) 374 6277
Fax: (03) 374 6287

Wellington
124-128 Hutt Rd
Petone, Lower Hutt
Wellington
Ph: (04) 939 9355
Fax: (04) 939 9366



Authorised GE Distributor
Intrusion & Access Control
Video Surveillance
Detection Sensors
Residential Alarms

Copyright GE Security Pty Ltd
All specifications and product features
are subject to change without notice.

GE Security Pty Ltd
T (+61 3) 9239 1200
F (+61 3) 9239 1299
www.gesecurity.com.au
Unit 3, 310 Ferntree Gully Road
Notting Hill, VIC 3168 Australia